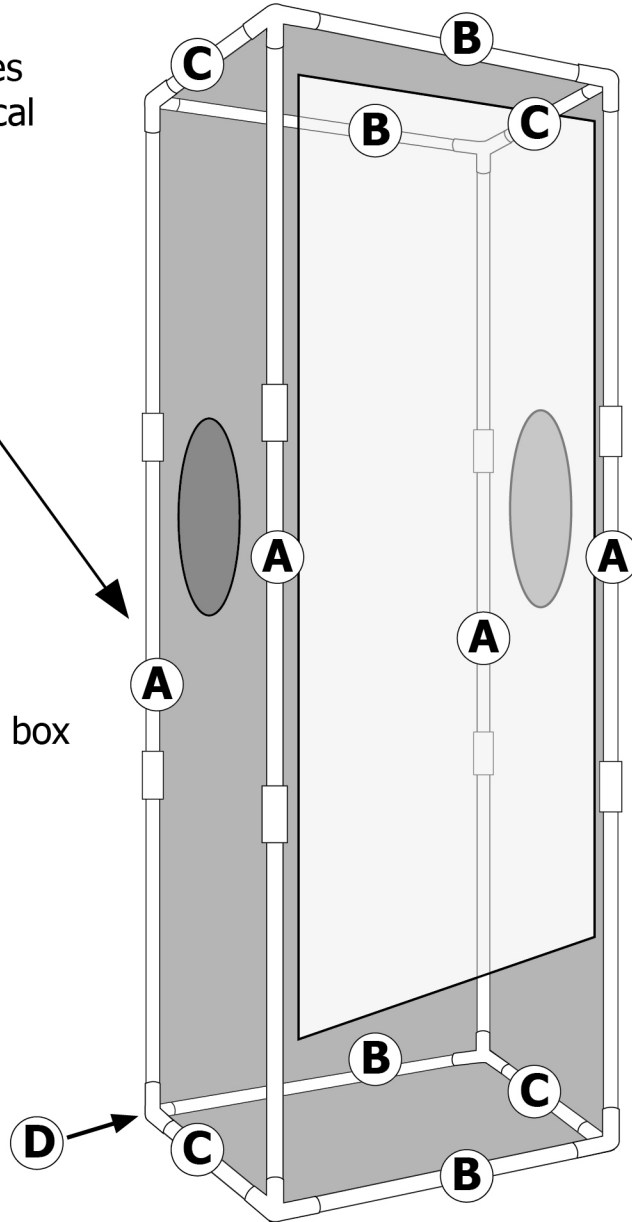


# How To Wear Your Barbie Box Costume


Use long elasticised poles (A) to slip into the vertical fabric casings (4 total)

Follow the diagram to construct the top of the box (no fabric casings on top)

Follow the diagram to construct the bottom of the box.  
(Insert poles into each horizontal fabric casing before connecting corners)




**A - 4** elasticised poles



**B - 4** 18"



**C - 4** 11.75"



**D - 8**

