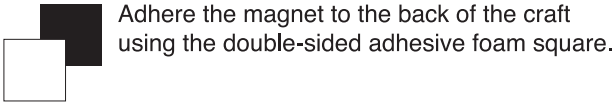



# 48-6629 Foam Bunny Magnet Craft Kit

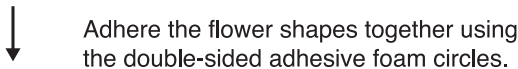
## Instructions:

Using the picture as a guide, adhere the pieces together as shown.

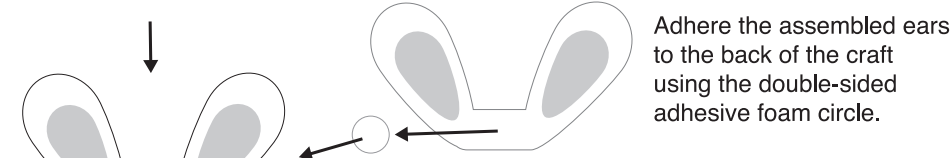
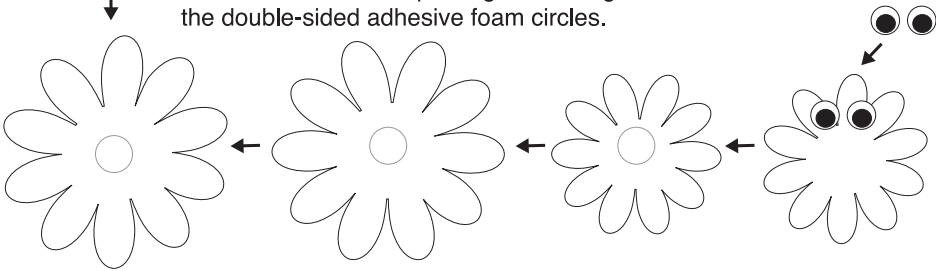
© 2018 OTC  
MADE IN CHINA



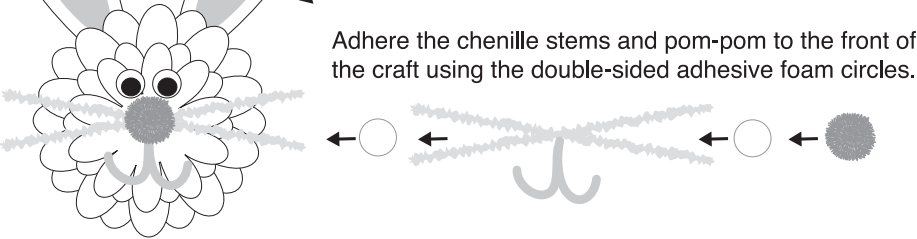
Adhere the magnet to the back of the craft using the double-sided adhesive foam square.



Adhere the flower shapes together using the double-sided adhesive foam circles.



Adhere the assembled ears to the back of the craft using the double-sided adhesive foam circle.



Adhere the chenille stems and pom-pom to the front of the craft using the double-sided adhesive foam circles.