



# 14436080 MACRAME GHOST ORNAMENT CRAFT KIT

## Instructions:

1. Create the hanger by attaching the satin cording to the hole in the felt piece.
2. Cut the cording into 7 pieces 10 inches long.
3. Evenly place all pieces together on a flat surface and bend until both sides of the middle piece touch.
4. Remove the backing from the felt piece and place the folded cording to the sticky side.
5. Finish by adding the rest of the adhesive felt pieces as shown.



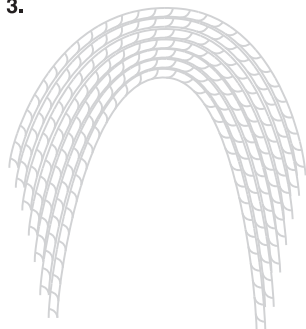
1.



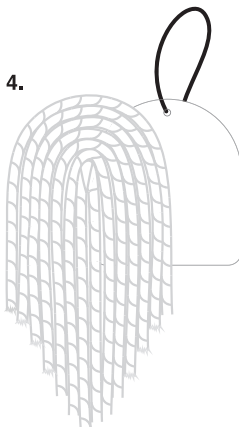
2. CUT ( x7 ) 10 inch pieces



3.



4.



5.



Reinforce with glue, if desired.

© OTC



Share your fun!

Tag your photo with **#orientaltrading** on social media!