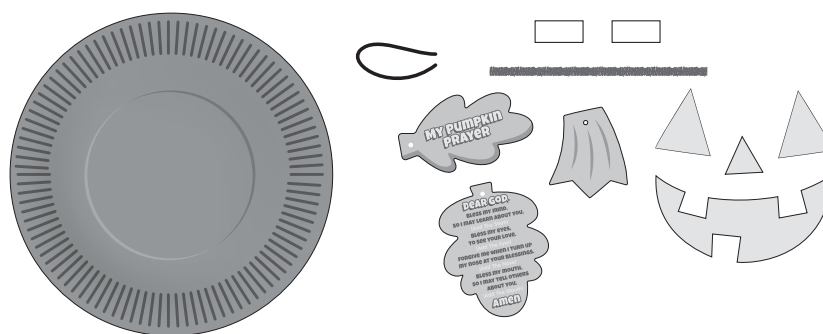


14421806 Faith Build A Pumpkin Prayer Craft Kit

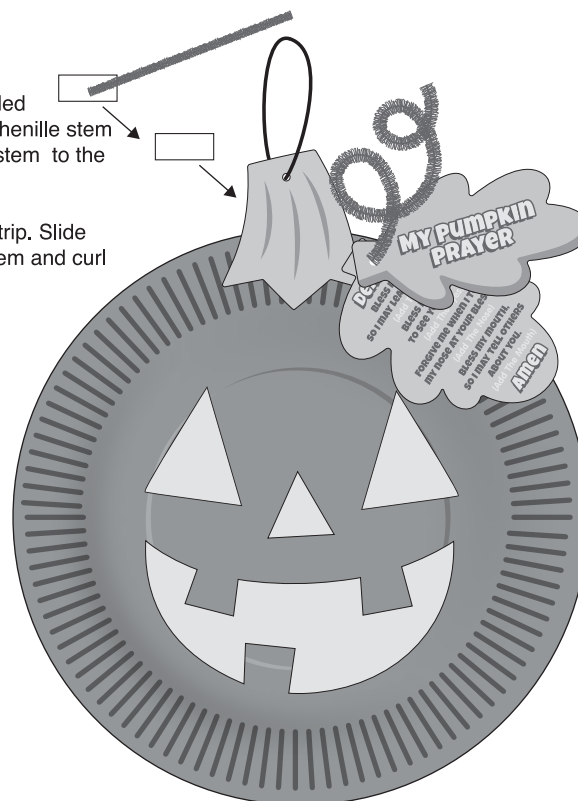
Instructions:

Thread the cording through the hole and tie the ends to create the hanger.




Using the picture as a guide, adhere the pieces together as shown.



Sandwich the white double-sided adhesive foam strip onto the chenille stem as shown to hold the chenille stem to the plate.
Add the pumpkin stem on the double-sided adhesive foam strip. Slide the leaves onto the chenille stem and curl the end.



© OTC

   **Share your fun!** Tag your photo with **#orientaltrading** on social media!