


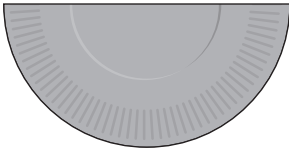
14421779 Diwali Paper Plate Craft Kit

Instructions:

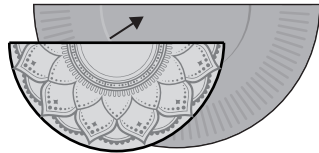
Using the picture as a guide, adhere the pieces together as shown.



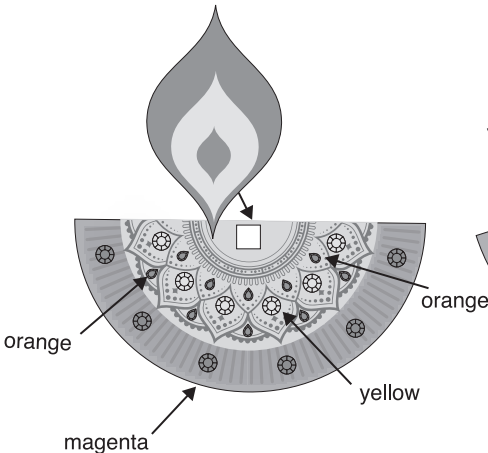
1. Fold the paper plate in half so the purple is on the outside.



2. Attach the blue piece.



3. Attach the rhinestones and secure the flame with the double-sided adhesive foam.



4. Gently tap the sides to make the lantern rock back and forth.

