

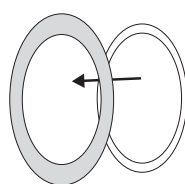
14421724 Faith Fall Shaker Ornament Craft Kit

Instructions:

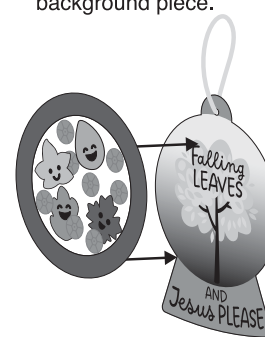
1. Thread the cording through the opening at the top and tie the ends to create the hanger.



2. Insert the molded acetate piece into the opening of the round foam piece.






3. Place the sequins and foam leaves inside the acetate. Adhere the molded acetate to the background piece.



4. Adhere the rest of the foam pieces to the ornament.



© OTC

   **Share your fun!** Tag your photo with **#orientaltrading** on social media!