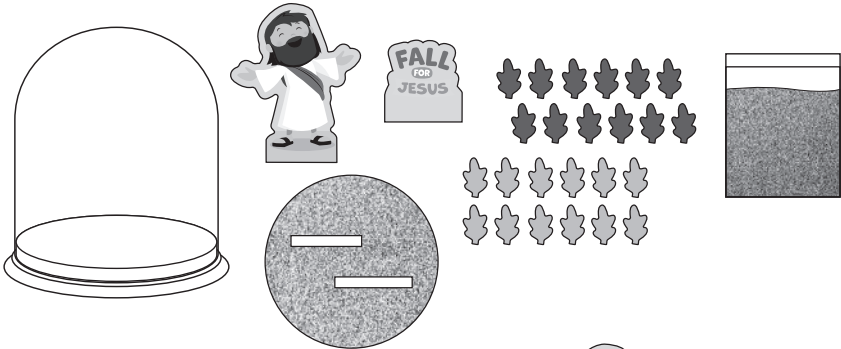


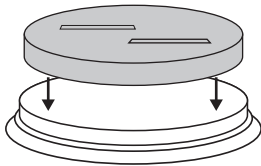
14421722 Faith Fall For Jesus Glitter Globe Craft Kit

Instructions:


Using the picture as a guide, assemble the craft as shown.



1. Remove adhesive backing from the foam base and adhere to the snow globe base.

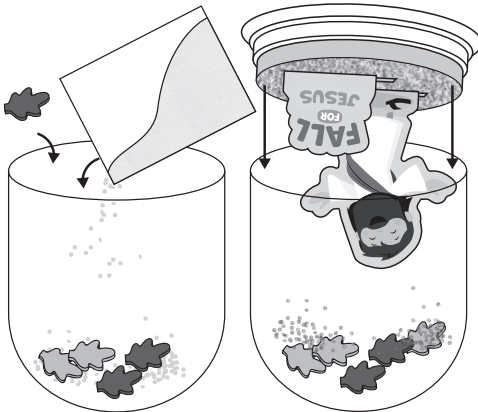


- 2.



3. Add glitter and non-adhesive foam leaves to the snow globe top. Secure the assembled base onto snow globe.

4. Decorate the outside of the globe with the adhesive foam leaves.



Please note:
Not for use
with water.



© OTC



Share your fun!

Tag your photo with **#orientaltrading** on social media!