

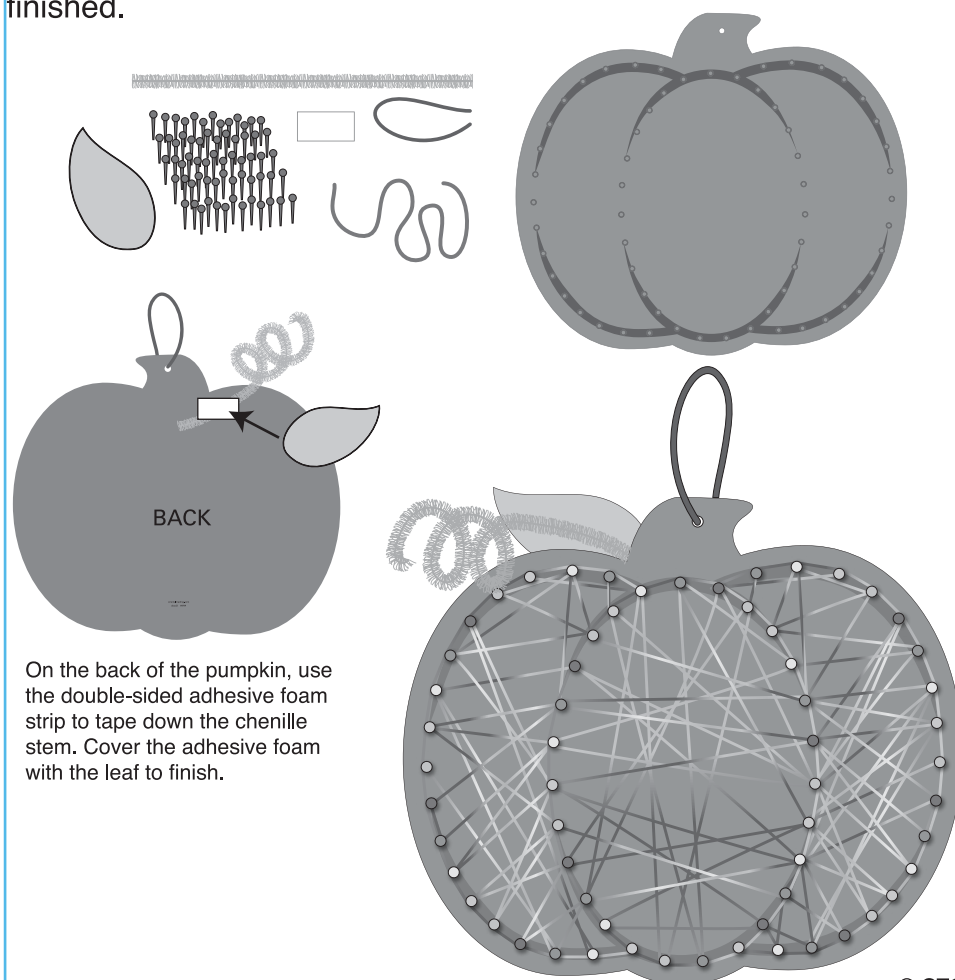
14421694 PUMPKIN STRING ART CRAFT KIT




Instructions:

Tie the ends of the cording to the foam sign to create the hanger.

Using the printed dots as a guide, insert the pins into the foam base. Leave enough room under the head of the pin to wrap the string.

Knot one end of the string to a pin and wrap around the other pins to make a design of your choice. Tie another knot when you are finished.



   **Share your fun!** Tag your photo with **#orientaltrading** on social media