


14421637 Halloween Ghost Paper Plate Scene Craft Kit


Instructions:

Using the picture as a guide, adhere the pieces together as shown.

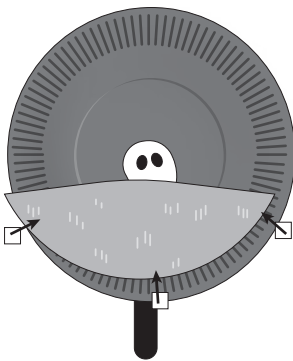
Insert the craft stick into the slit in the paper plate to make the ghost move around.



Sandwich the craft stick between the ghost shapes.



Insert the assembled craft stick into the slit in the paper plate.



Attach the cardstock piece with the three double-sided adhesive foam pieces.



Attach the remaining pieces as shown.

© OTC