


14421628 Ghost Paper Plate Craft Kit

Instructions:


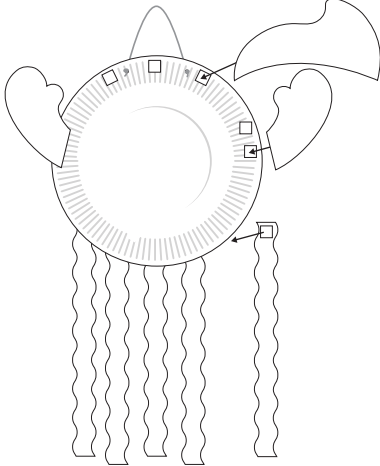
Using the picture as a guide, assemble the craft as shown.



1. Tie one piece of cording to the top of the craft to create a hanger. Adhere the pieces as shown.



2. Use the double-sided adhesive squares to adhere the pieces shown to the back side of the paper plate.



3. Adhere the strips to create varying lengths.

© OTC