


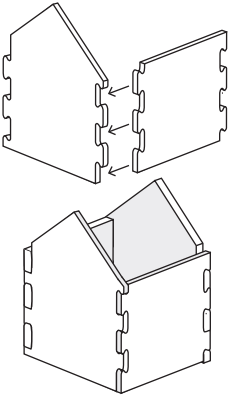
14421619 FOAM 3-D HALLOWEEN GINGERBREAD HOUSE CRAFT KIT

Instructions:

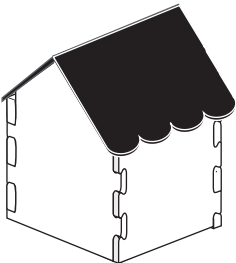
Using the picture as a guide, assemble the four walls and adhere the roof pieces. Adhere the remaining accent pieces shown.



1. Interlock walls.



2. Place the adhesive roof pieces.



3. Adhere remaining pieces as shown in image below.



Use circles with slots to make the characters stand.

© OTC



Share your fun!

Tag your photo with **#orientaltrading** on social media!