


14384135 CRAFT STICK CACTUS MAGNET CRAFT KIT

Note: Magnets may be packaged separately from kits. Do not discard. When adhering the magnet, check that the magnetized side faces outward.

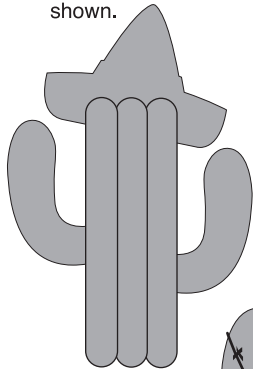
Instructions:

Using the picture as a guide, adhere the pieces together as shown.

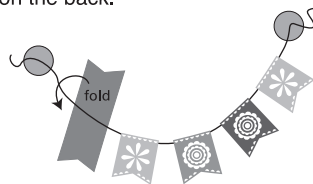


1. Adhere the craft sticks to the sticky side of the green body as shown.

2. Adhere the hat, arms, mouth and sunglasses as shown. Adhere the magnet to the back of the craft using the double-sided adhesive foam strip.



3. Create the banner by folding each panel over the string. Then use the green circles to attach the banner to the arms of the cactus on the back.



© OTC