

14384093 Craft Stick Torch Magnet Craft Kit

Note: Magnets may be packaged separately from kits. Do not discard.


When adhering the magnet, check that the magnetized side faces outward.

Instructions:

Using the picture as a guide, adhere the pieces together as shown.



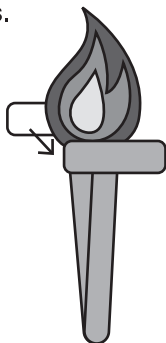
1. Secure the craft stick with the double-sided adhesive foam.



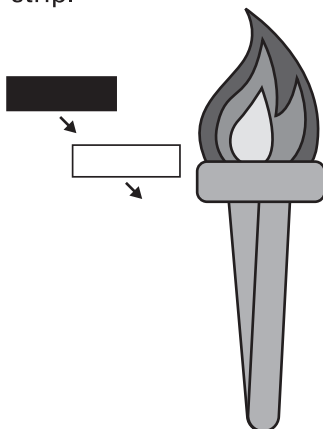
2. Assemble the flame as shown.



3. Secure flame to the craft stick with the grey adhesive foam pieces.



4. Adhere the magnet to the back of the craft with the double-sided adhesive foam strip.



© OTC



Share your fun!

Tag your photo with **#orientaltrading** on social media!