


## 14384074 LACING SILLY PINEAPPLE SIGN CRAFT KIT

### Instructions:




Using the printed lines as a guide, lace the orange cording through the holes in the paper plate. Tie the cording in a knot on the back, or use tape (not included) to secure when finished.

Adhere the pieces as shown.

Loop the smaller piece of cording through the top hole on the green foam and tie to create a hanger.



© OTC

   **Share your fun!** Tag your photo with **#orientaltrading** on social media!