


# 14384063 CYO Under the Sea Kaleidocycle Craft Kit

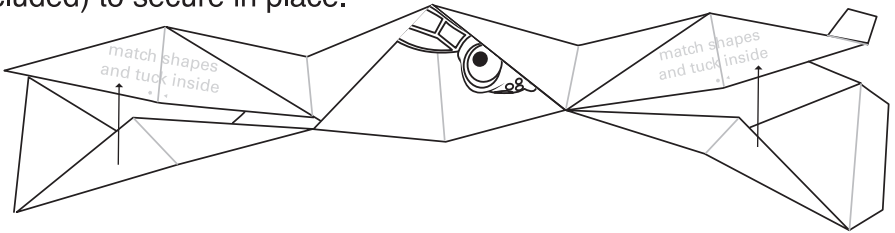
## Instructions:

1) Color the sheet as desired.



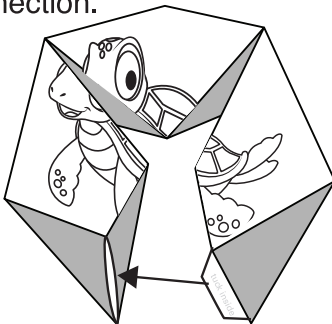
2) Fold and crease exactly along the gray scored lines, both vertical and diagonal.

3) In the center section, match the symbols and use tape (not included) to secure in place.

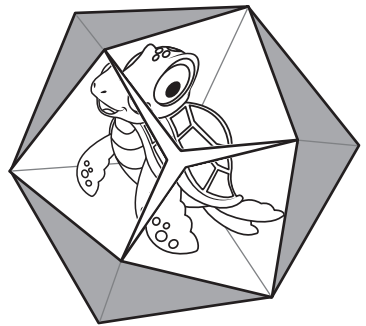


4) Repeat with the two remaining sections.

5) Bend the kaleidocycle round. Insert the tab into the open end of the kaleidocycle. Make sure you tape both sides of the connection.



6) Now you can play, cycling through all of the designs!



© OTC