


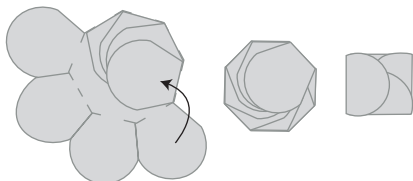
14384044 PATRIOTIC FLOWER PLANTER STICK CRAFT KIT

Instructions:

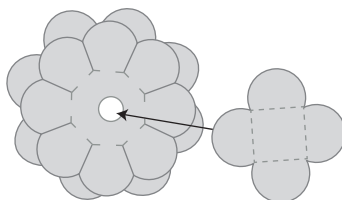
Using the picture as a guide, adhere the pieces together as shown.




1. START BY FOLDING ALL THE FLOWER PETALS TO THE CENTER OF EACH FLOWER LAYER




2. USE THE DOUBLE SIDED ADHESIVE CIRCLES TO SECURE THE LAYERS TOGETHER



3. ON THE BACK OF THE FLOWER USE A LARGE ADHESIVE PIECE TO ATTACH THE STICK



4. FOLD THE LEAVES OVER THE PLASTIC STICK



© OTC



Share your fun!

Tag your photo with **#orientaltrading** on social media!