


14383750 Faith Mother's Day Tissue Paper Craft Kit

Instructions:




To make the tissue paper glaze, mix white glue (not included) with a small amount of water until the glue is a thin liquid.

Use a paintbrush (not included) to apply the glaze to one side of the acetate sheet. Place the tissue squares on the acetate and then cover with a layer of glaze. Allow time to dry. Trim any pieces hanging off edge of acetate.

Tie the cording through the holes to create a hanger. Using the picture as a guide, glue the border to the craft and peel and stick the remaining pieces as shown.



© OTC

   **Share your fun!** Tag your photo with **#orientaltrading** on social media!