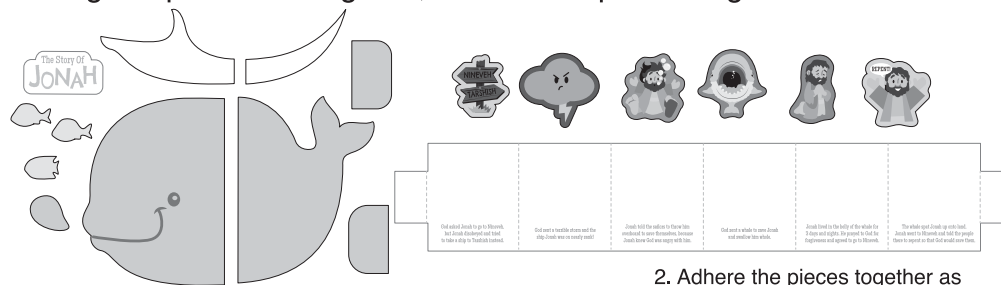
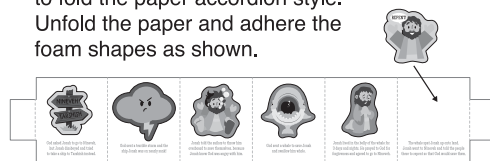


**14383732 Story of Jonah Sequencing Craft Kit**  
**Instructions:**

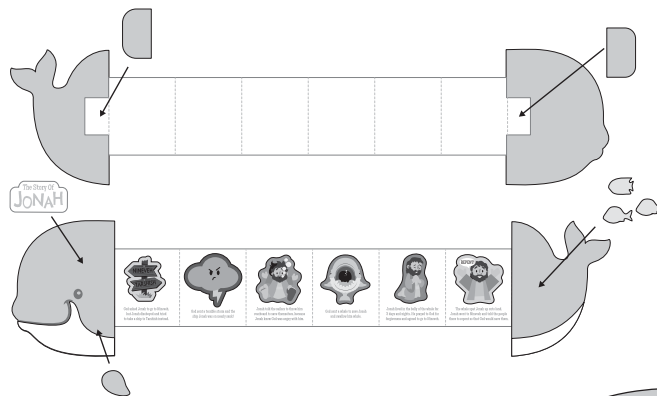
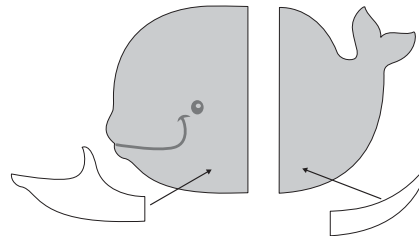
Using the picture as a guide, adhere the pieces together as shown.



1. Use the score lines as a guide to fold the paper accordion style. Unfold the paper and adhere the foam shapes as shown.

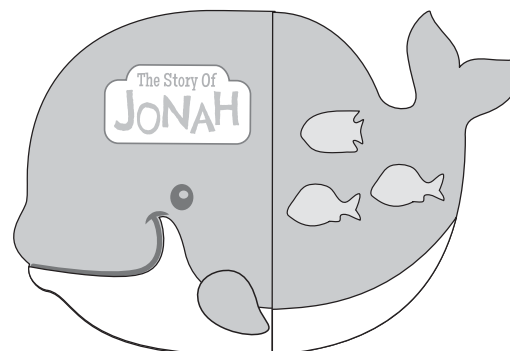


2. Adhere the pieces together as shown below.



3. Flip the whale and paper pieces over. Align the paper tabs to the edges of the whale as shown. Sandwich the tabs between the rounded rectangles and the back of the whale to secure the tabs to the whale. Then, flip it back to the front, and adhere the rest of the pieces to the front of the whale as shown.

ASSEMBLED CRAFT SHOWN FOLDED



© OTC



Share your fun!

Tag your photo with **#orientaltrading** on social media!