





14356206 SEL Emotions Rotating Cup Craft Kit

Instructions:

Color or decorate as desired. Using the picture as a guide, use the double-sided adhesive foam to attach the ends of the cup sleeve. Slide the sleeve onto the bottom of the cup and line up the window with the faces. Turn the sleeve to select a face with a different emotion.



© OTC



Share your fun!

Tag your photo with **#orientaltrading** on social media!