
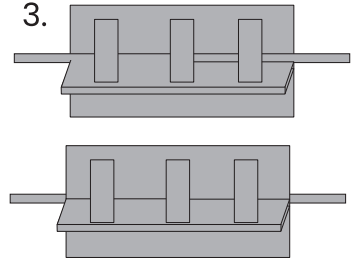
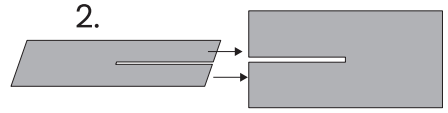


# 14356205 STEM Sweeper Machine Craft Kit

## Assembly Instructions:

1. Color box as desired.
2. Insert two foam rectangles to form the sweeper.
3. Center the dowel along crease of the dowel rectangles. Use three adhesive foam rectangles to hold the dowel in place. On the crease opposite the dowel, use the remaining adhesive rectangles to hold the sweeper open.
4. Insert the sweeper dowel on each side of the box. Attach the foam wheels. Push the sweeper to start picking up items.



© OTC



Share your fun!

Tag your photo with **#orientaltrading** on social media!