



14352612 Handprint Leprechaun Sign Craft Kit

Instructions:

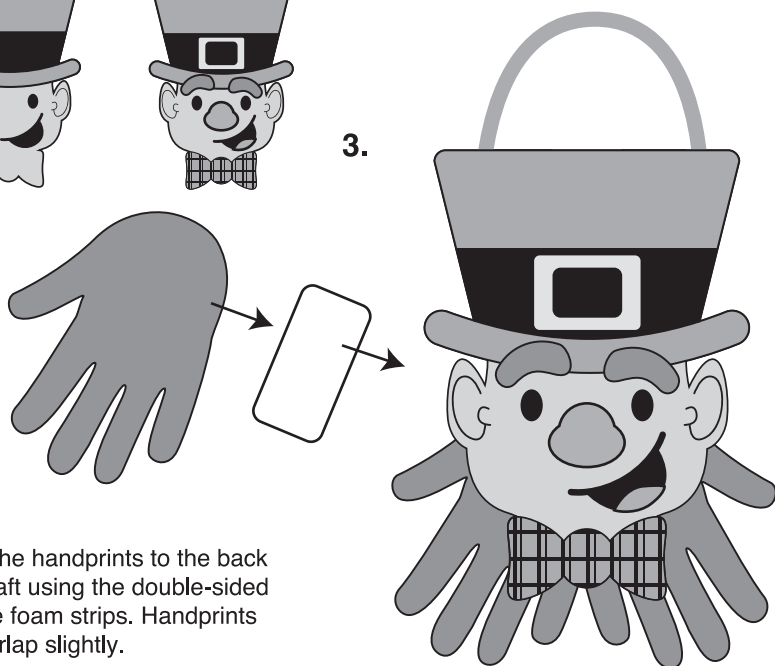
Tie the ends of the cording to the sign to create the hanger.

Place a hand on the large square sheet and trace the outline, then cut out the hand shape. Repeat to make a total of two hands.

Using the picture as a guide, adhere the pieces together as shown.



3.



Adhere the handprints to the back of the craft using the double-sided adhesive foam strips. Handprints may overlap slightly.

© OTC



Share your fun!

Tag your photo with **#orientaltrading** on social media!