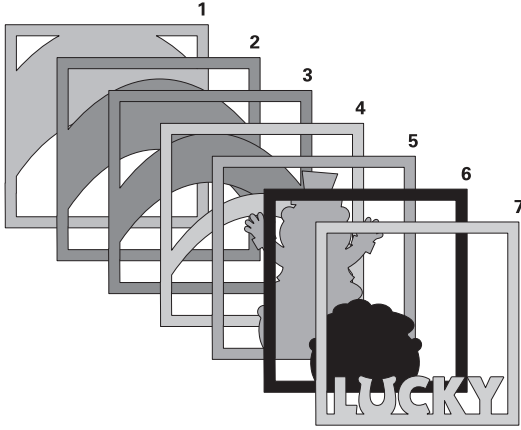


14352611 Leprechaun Paper Layering Scene 3-D Craft Kit


Instructions:

Using the picture as a guide, assemble the craft as shown.

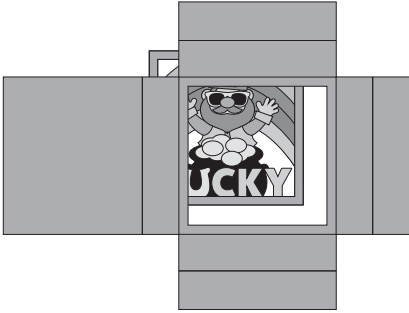
1. Use the small double-sided adhesive squares to layer the paper as shown.



2. Use the small double-sided adhesive squares to layer the paper as shown.



3. Fold the green box around the scene. Use tape (not included) to secure the box.



© OTC