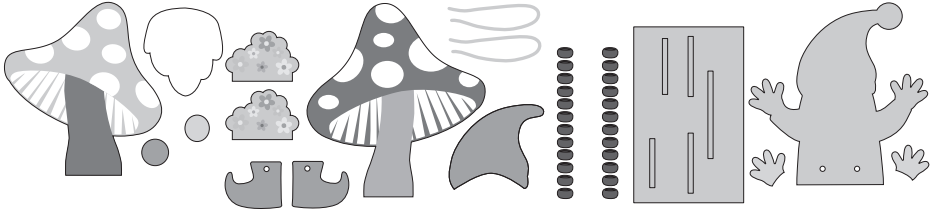


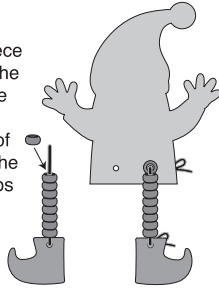
14352584 Gnome With Dangle Legs Craft Kit

Instructions:

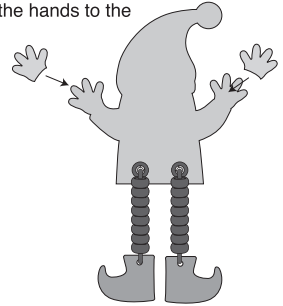
Using the picture as a guide, adhere the pieces together as shown.




1. Thread the beads onto a piece of cording. Thread the end of the cording through the hole of one of the shoes and tie the end to secure. Thread the other end of the cording into the body. Tie the end to secure. Repeat the steps to complete the other leg.



2. Adhere the hands to the arms.



3. Adhere the hat, beard, and nose as shown.



4. Insert the assembled craft into the foam base.

