14352580 Paper Cylinder Bugs Craft Kit Instructions:

Using the picture as a guide, adhere the pieces together as shown.

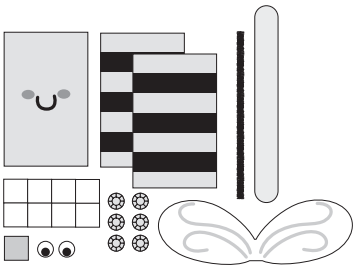



1.
Roll the paper to make the body segments, secure with the double sided ahesive foam.

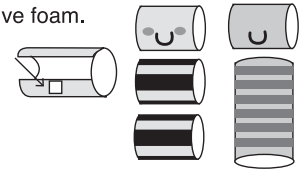

2.
Adhere the body segments to the craft stick with the double sided adhesive foam.

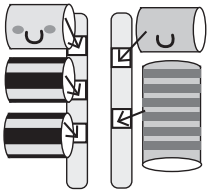

3.
Adhere the wings to the back of the craft stick with the double sided adhesive foam.

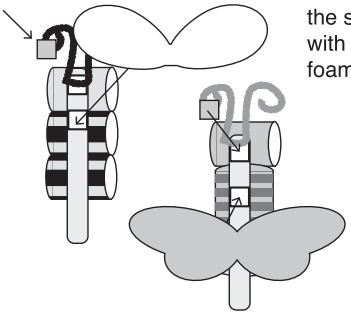

4.
Adhere the chenille stem by adhering a double sided adhesive square to the craft stick, adhering the stem, and securing with the blue adhesvie foam.





5.
Adhere the wiggle eyes and rhinestones as shown.

© OTC

Share your fun! Tag your photo with **#orientaltrading** on social media!