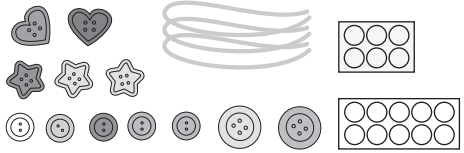
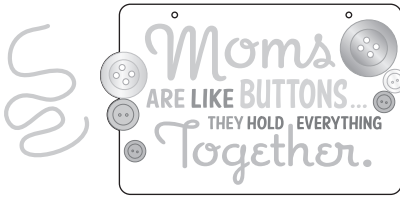



# 14352552 MOTHER'S DAY BUTTON MOBILE CRAFT KIT

## Instructions:

Using the picture as a guide, assemble the craft as shown.



1. Tie the longest piece of cording to the top of the craft to create a hanger.



3. Use the remaining buttons and the double-sided adhesive foam circles to decorate your sign.

2. Use the adhesive foam circles like tape to attach the cording to the back of the sign. Use the same foam circles to attach the buttons to the cording.

