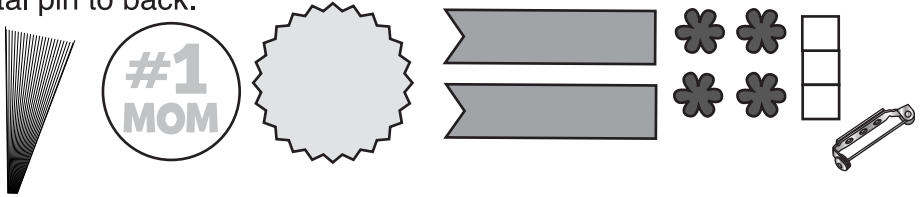


14352551 Mother's Day Ribbon Pin Craft Kit

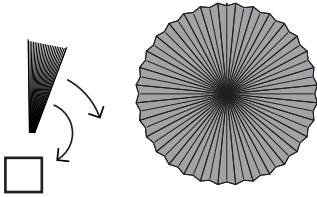
Instructions:

Note: This craft requires glue (not included). Use adult supervision if using a glue gun.

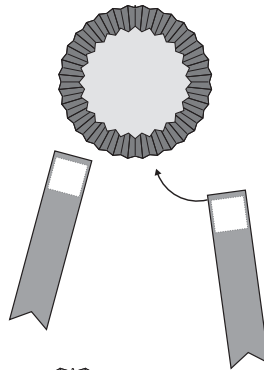
Using the picture as a guide, assemble the craft as shown. Glue metal pin to back.



1. Unwrap fan and adhere with provided adhesive tape.



2. Adhere yellow foam circle to front.



3. Attach foam ribbons to back with white double-sided adhesive square.

4. Adhere the flowers and top piece as shown. Adhere pin to the back with glue (not included).



© OTC