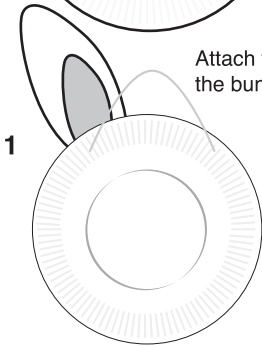

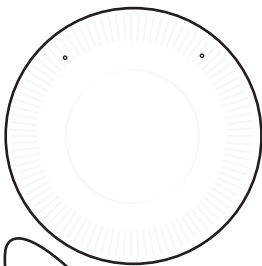


14352506 Bunny Paper Plate Craft Kit

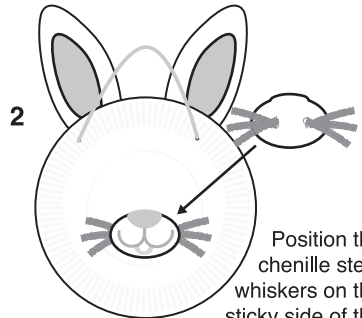
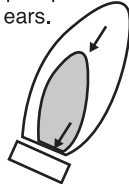
Instructions:

Tie the ends of the cording to the sign to create the hanger.

Using the picture as a guide, adhere the pieces together as shown.



Attach the pink pieces to the bunny ears.



Use the double-sided adhesive foam to attach the ears to the back of the plate.

Position the chenille stem whiskers on the sticky side of the adhesive foam mouth piece and then attach to the front of the plate.

2

Adhere the remaining pieces as shown.

