

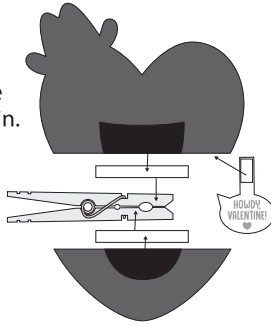
# 14352471 Clothespin Heart Chomper Craft Kit

## Instructions:


Using the picture as a guide, adhere the pieces together as shown.

1. Use the double-sided adhesive strips to attach heart to clothespin.


2. Use the small double-sided adhesive strips to attach the word bubble to the back side of the top of the heart.




3. Attach the hat, eyes, cheeks, teeth, and tongue.




4. Sandwich chenille stem between the hands and boots. Adhere the chenille stem to the back side of the heart. Adhere the hearts to the boots and the hat.



## Assembled Craft



Pinch the clothespin to reveal the message.



© OTC



Share your fun!

Tag your photo with **#orientaltrading** on social media!