




# 14352438 CYO Nature Kaleidocycle Craft Kit

## Instructions:

- 1) Color the sheet as desired.
- 2) Fold and crease exactly along the gray scored lines, both vertical and diagonal.
- 3) In the center section, match the symbols and use tape (not included) to secure in place.



- 4) Repeat with the two remaining sections.
- 5) Bend the kaleidocycle round. Insert the tab into the open end of the kaleidocycle. Make sure you tape both sides of the connection.
- 6) Now you can play cycling through all of the designs!



© OTC