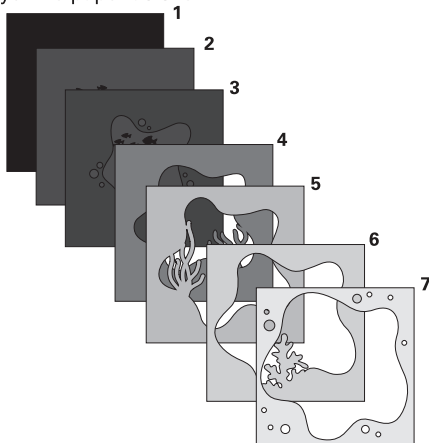


14352435 Under the Sea Paper Layering Scene Craft Kit

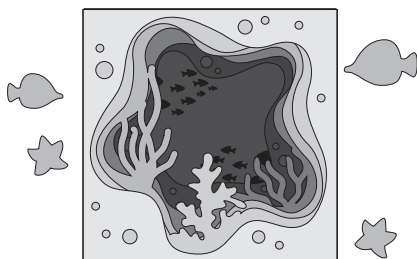
Instructions:

Using the picture as a guide, assemble the craft as shown.

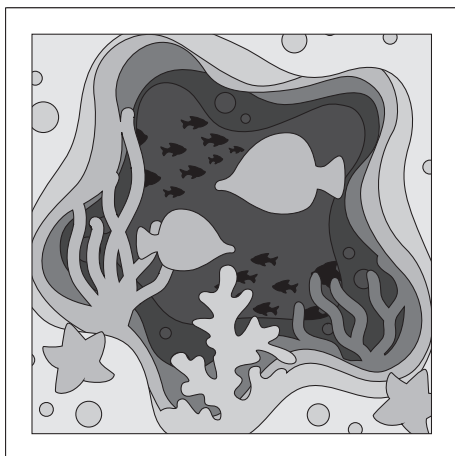


1. Use the small double-sided adhesive squares to layer the paper as shown.



2. Use the small double-sided adhesive squares to layer the paper as shown.



3. Fold the white box around the scene. Use tape (not included) to secure the box.



© OTC



Share your fun!

Tag your photo with **#orientaltrading** on social media!