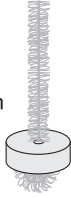


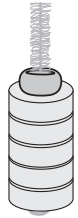
14324584 Bead Tree Nativity Ornament Craft Kit

Instructions:

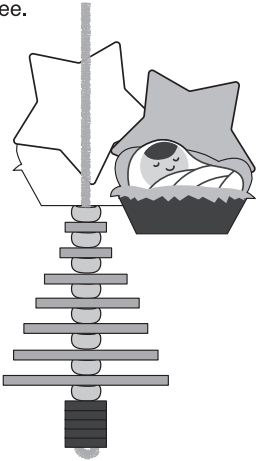
1. Thread the chenille stem through one of (5) brown foam pieces. Leaving a long end of the stem, bend the short end to secure the foam piece from falling.



2. Layer four more of the brown foam pieces on top, then thread one pony bead.



3. Continue stacking the foam circles and pony beads into a tree shape. Sandwich the chenille stem between the star and baby Jesus on the top of the tree.



4. Bend the chenille stem over to create a loop. Trim any excess chenille stem with scissors (not included). Thread the satin cording through the loop, knot to create the hanger.



© OTC



Share your fun!

Tag your photo with **#orientaltrading** on social media!