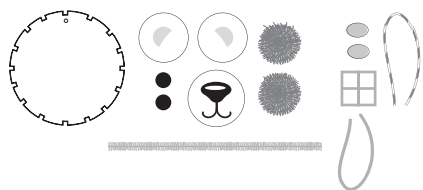



14324503 BAKER'S TWINE WINTER ORNAMENT CRAFT KIT

Instructions:

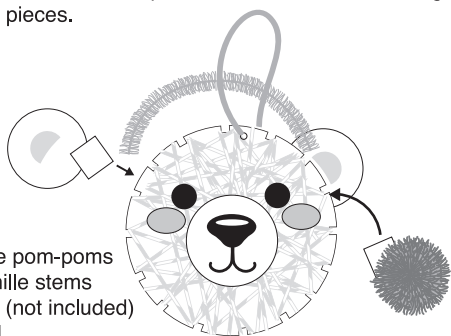
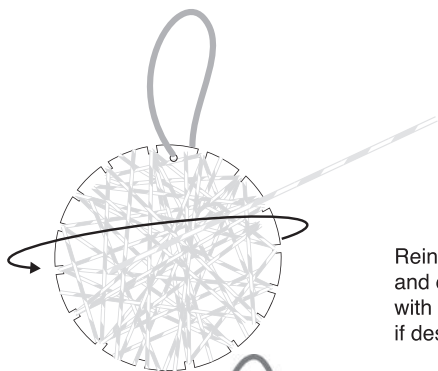
Tie the ends of the satin cording to the cardstock shape to create the hanger.

Using the picture as a guide, assemble the craft as shown.



1. Tie the cording around the cardstock and continue to wrap until it is covered. Secure with a knot on the back side.

2. Stick the adhesive foam pieces to the character to create the face. Then use the double-sided adhesive foam pieces to adhere the remaining pieces.



© OTC



Share your fun!

Tag your photo with **#orientaltrading** on social media!