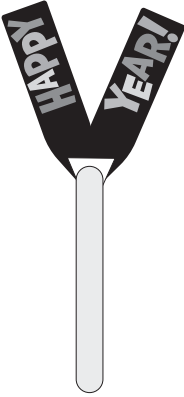


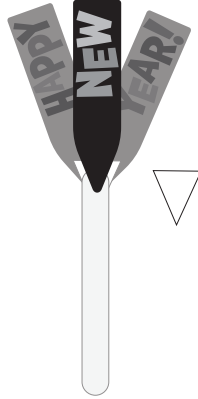
# 14324483 New Year's Eve Craft Tube Party Popper Craft Kit

## Instructions:

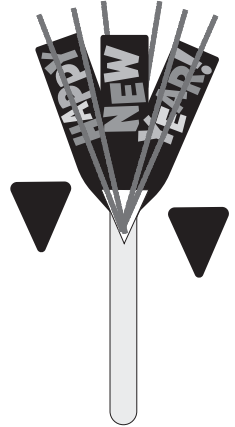
1. Adhere a double-sided adhesive triangle to the back of the craft stick. Adhere "HAPPY" and "YEAR" to it as shown.




2. Adhere "NEW" to the front of the craft stick as shown. Adhere the remaining double-sided adhesive triangle to the front of the craft stick.



3. Adhere the gold tinsel stems to the double-sided adhesive triangles. Adhere the black triangles over top on front and back.



4. Sandwich the foam stars to the ends of the tinsel stems. Add the year to the craft tube and decorate with remaining foam stars. Insert the craft stick into the craft tube helping to guide the paper and tinsel stems into the tube.



5. When ready to ring in the new year, push the craft stick through the tube for the popper to appear!

© OTC



Share your fun!

Tag your photo with **#orientaltrading** on social media!