

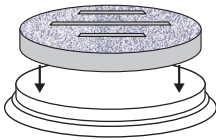
14324468 Elf Glitter Globe Craft Kit

Instructions:

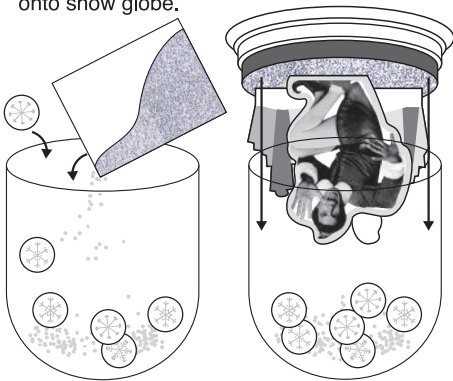
Using the picture as a guide, assemble the craft as shown.




1. Remove adhesive backing from the foam base and adhere to the snow globe base.



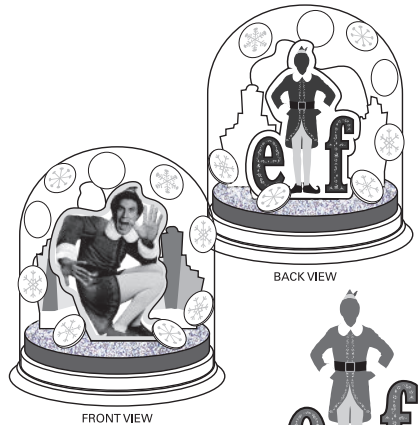
3. Add glitter and non-adhesive foam snowflakes to the snow globe top. Secure the assembled base onto snow globe.



- 2.



4. Decorate the outside of the globe with the adhesive foam snowflakes.
Please note: Not for use with water.



ELF and related characters and elements © & TM New Line Productions, Inc. (s23)



Share your fun!

Tag your photo with **#orientaltrading** on social media!

© OTC