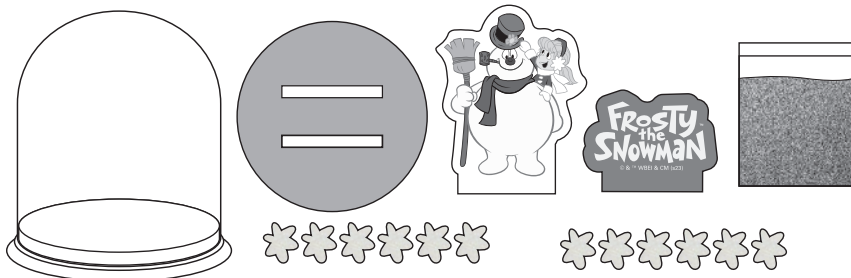


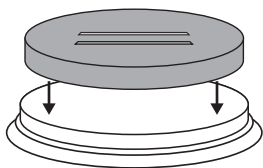
14324463 Frosty Snowglobe Craft Kit

Instructions:

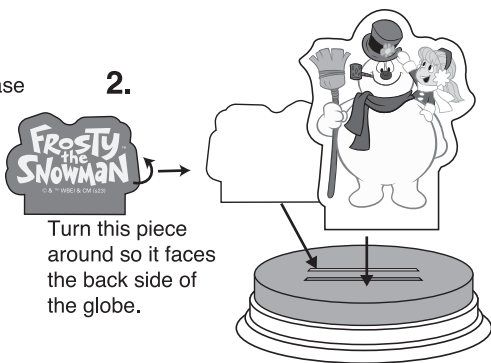
Using the picture as a guide, assemble the craft as shown.



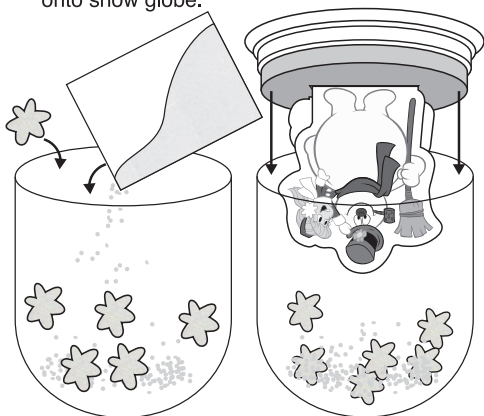
1. Remove adhesive backing from the foam base and adhere to the snow globe base.



2.




3. Add glitter and non-adhesive foam snowflakes to the snow globe top. Secure the assembled base onto snow globe.



4. Decorate the outside of the globe with the adhesive foam snowflakes.

Please note:
Not for use with water.



Frosty the Snowman™

FROSTY THE SNOWMAN and all related characters and elements © & ™ Warner Bros. Entertainment Inc. and Classic Media, LLC. Based on the musical composition FROSTY THE SNOWMAN © Warner/Chappell Music, Inc. (s23)

© OTC



Share your fun!

Tag your photo with **#orientaltrading** on social media!