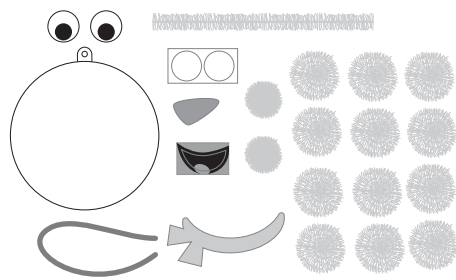


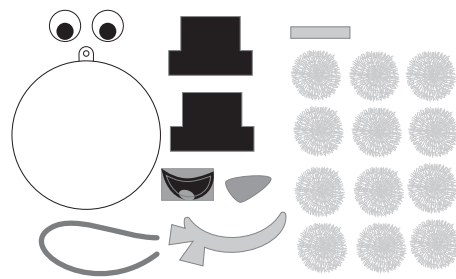

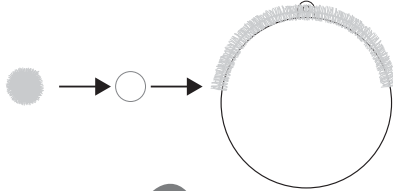
14324445 Snowman Bulb Ornament Craft Kit

Instructions:


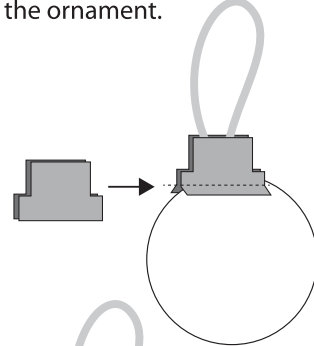
Fill ornament with pom-poms or other desired filler. String cording through the hole in the ornament and tie the ends together to create the hanger. Using the picture as a guide, adhere the pieces together as shown. Reinforce the pom-pom earmuffs with glue (not included), if desired.






Attach the chenille stem with double-sided adhesive circle. Attach pom-pom to circle.



Tie cording first, then sandwich the hat together bending the brim back to attach to the ornament.



© OTC

   **Share your fun!** Tag your photo with **#orientaltrading** on social media!