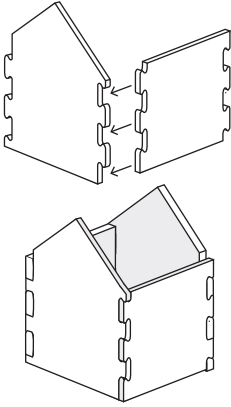


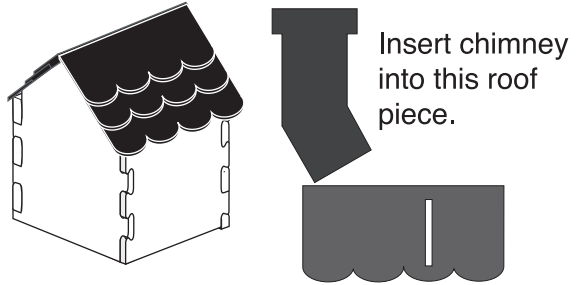
# 14324443 3D Santa Workshop Craft Kit

## Instructions:


1. Interlock walls.




2. Layer the adhesive roof pieces.



3. Assemble Santa and tree.



4. Adhere remaining pieces as shown in image below.



**FRONT**

**SIDE**



© OTC