


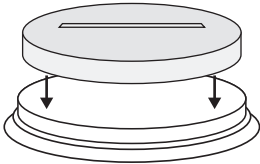
14324439 Polar Express Glitter Globe Craft Kit

Instructions:

Using the picture as a guide, assemble the craft as shown.




1. Remove adhesive backing from the foam base and adhere to the snow globe base.




- 2.



3. Add glitter, tickets, and non-adhesive foam snowflakes to the snow globe top. Secure the assembled base onto snow globe.



4. Decorate the outside of the globe with the adhesive foam snowflakes.



Please note:
Not for use
with water.

THE POLAR EXPRESS

THE POLAR EXPRESS and all related characters and elements © & TM Warner Bros. Entertainment Inc. (s23)

© OTC