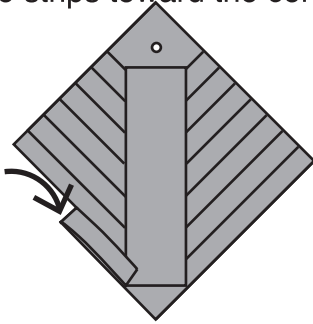


14324431 Paper Folding Christmas Tree Craft Kit

Instructions:


Adhere the double sided adhesive strip to the center of the paper. Fold the strips toward the center of the tree.

1.




Tie the ends of the cording to create a hanger. Sandwich the two brown pieces to create a trunk

2.



On the back of the piece adhere the following pieces as shown.

3.



© OTC



Share your fun!

Tag your photo with **#orientaltrading** on social media!