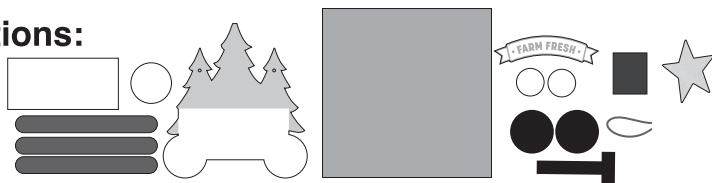
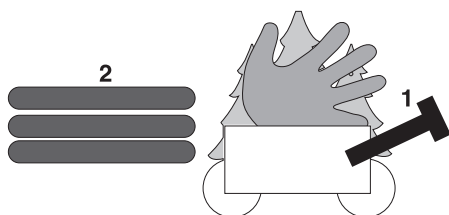



14324425 Craft Stick Wagon with Tree Craft Kit

Instructions:



1. Place a hand on the large sheet of foam and trace the outline, then cut out the hand shape. Use the double-sided adhesive circle to adhere the handprint to the background.
2. Adhere the double-sided adhesive rectangle to the tree background. Adhere the wagon handle and the craft sticks to the double-sided adhesive foam rectangle.



3. Tie the ends of the cording to the sign to create the hanger. Adhere remaining foam pieces.



© OTC



Share your fun!

Tag your photo with **#orientaltrading** on social media!