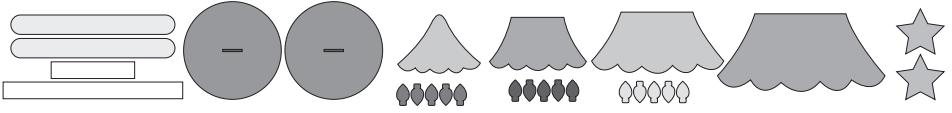


14324418 Felt Layered Christmas Tree Craft Kit

Instructions:

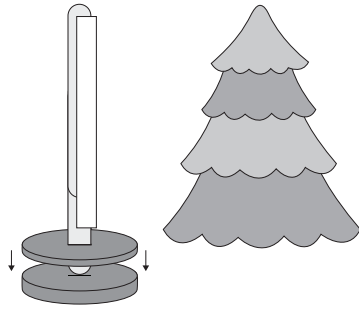
Using the picture as a guide, assemble the craft as shown.



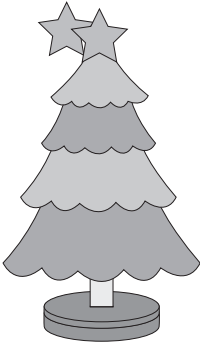
1. Use the small double-sided adhesive foam to adhere the two craft sticks together as shown.




2. Insert stick into the thin foam circle, align the slots, then tear off the paper backing to adhere to the base. Use the large double-sided adhesive foam to adhere the tree pieces to the craft sticks.



3. Sandwich the star to the top of the tree.



4. Adhere the remaining pieces.



© OTC



Share your fun!

Tag your photo with **#orientaltrading** on social media!