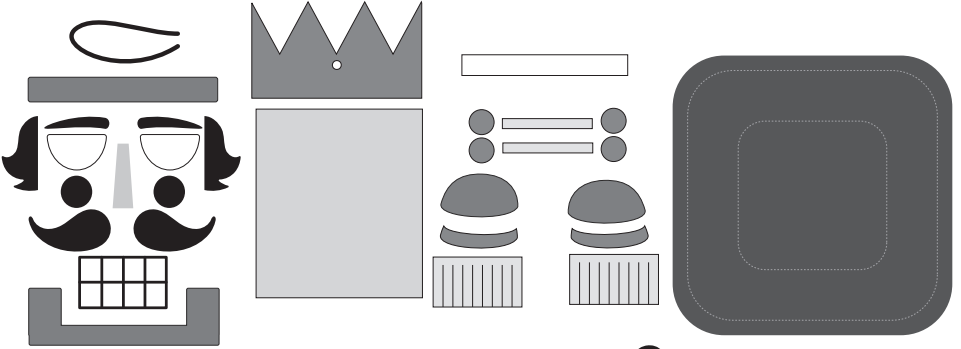



# 14324406 Paper Plate Nutcracker Sign Craft Kit

## Instructions:

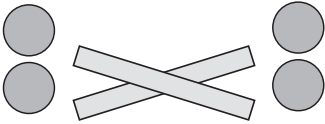
Attach the cording and tie the ends of the cording to create the hanger. Using the picture as a guide, adhere the pieces together as shown.




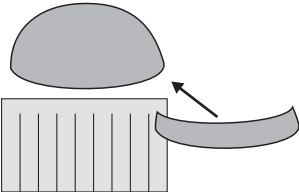
Use the double-sided adhesive strip to attach the crown.



Add strips between the circle buttons straight across or criss-cross as desired.



Use the gold trim piece to attach the fringe to the shoulders.



© OTC