

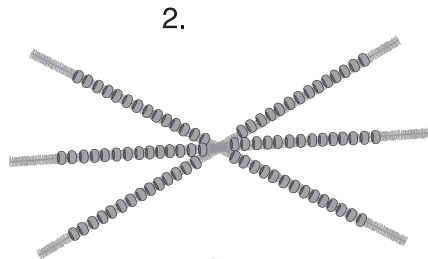
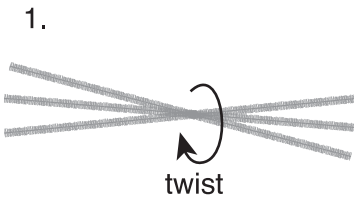



14276135 PONY BEAD 3D TRI COLOR CORN CRAFT KIT

Instructions:

Using the picture as a guide, assemble the banner as shown.

1. Take the three chenille stems, fold them in half, unfold and twist them together in the center.
2. Now thread 14 beads onto each of the chenille stems. Mix up the colors for best results.
3. Bring the ends together and twist in place to secure at the top.
4. Bend the beaded chenille stems into a corn cob shape.



© OTC