


14276134 Cupcake Liner Owl Craft Kit

Instructions:

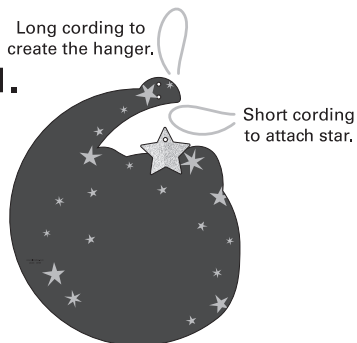
Thread the cording through the hole(s) and tie the ends to create the hanger.

Using the picture as a guide, adhere the pieces together as shown.



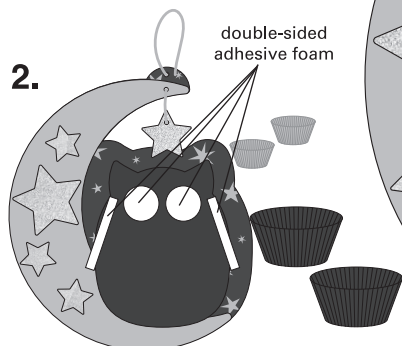
Long cording to create the hanger.

1.



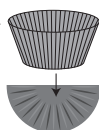
Short cording to attach star.

2.



double-sided adhesive foam

Fold baking cup in half to create the wings



© OTC



Share your fun!

Tag your photo with **#orientaltrading** on social media!