



14276131 Fall Butterfly Magnet Craft Kit

Note: Magnets may be packaged separately from kits. Do not discard.

When adhering the magnet, check that the magnetized side faces outward.


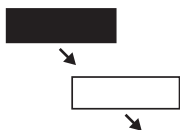
Instructions:

Using the picture as a guide, adhere the pieces together as shown.



Fold chenille stem in half and shape into antennae. Sandwich the chenille stem and the wings to secure

Adhere the magnet to the back of the craft using the double-sided adhesive foam strip.



© OTC



Share your fun!

Tag your photo with **#orientaltrading** on social media!