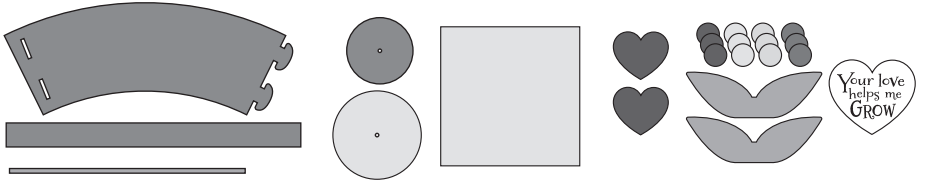


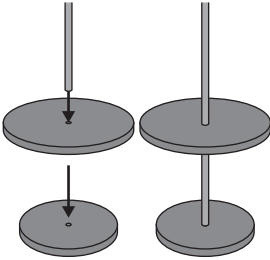
14275994 Handprint Flower Pot Craft Kit

Instructions:

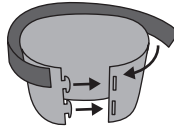
Place a hand on the large sheet of felt and trace the outline, then cut out the hand shape. Using the picture as a guide, assemble the craft as shown.



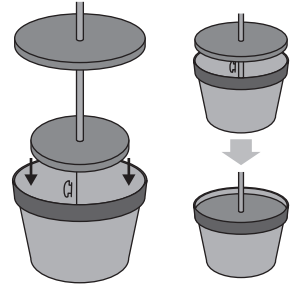
- 1.** Insert the dowel into the holes in the foam circles.



- 2.** Assemble the foam pot as shown.



- 3.** Insert the dowel and foam structure into the assembled foam pot.

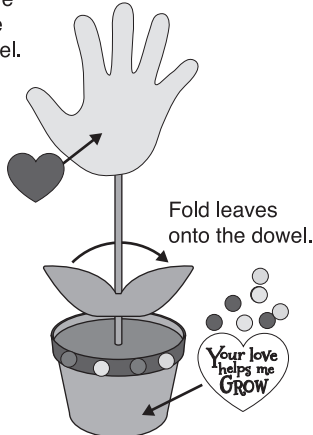
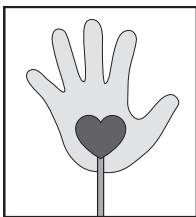


- 4.** Assemble the flower and decorate.


Use one of the adhesive red hearts to attach the hand shape to the dowel.

FRONT VIEW

BACK VIEW



Fold leaves onto the dowel.



© OTC