


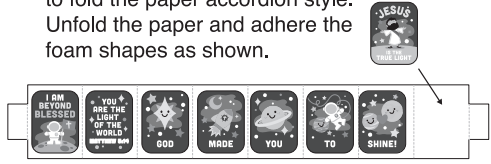
14239384 Space VBS Sequencing Craft Kit

Instructions:

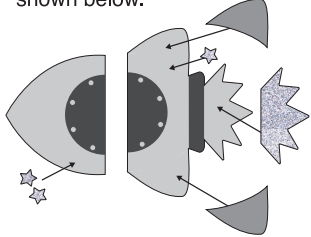
Using the picture as a guide, adhere the pieces together as shown.



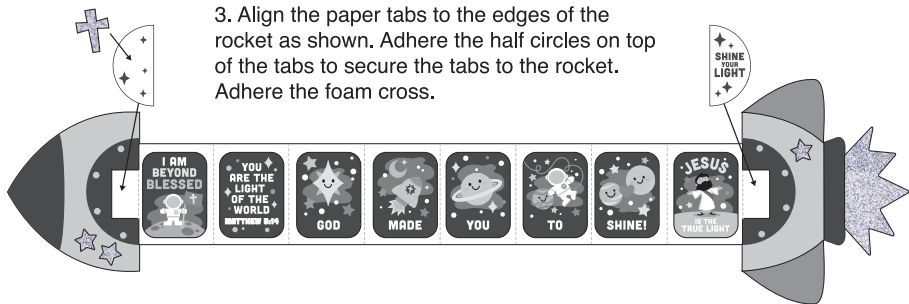
1. Use the score lines as a guide to fold the paper accordion style. Unfold the paper and adhere the foam shapes as shown.



2. Adhere the pieces together as shown below.



3. Align the paper tabs to the edges of the rocket as shown. Adhere the half circles on top of the tabs to secure the tabs to the rocket. Adhere the foam cross.



ASSEMBLED CRAFT SHOWN FOLDED

