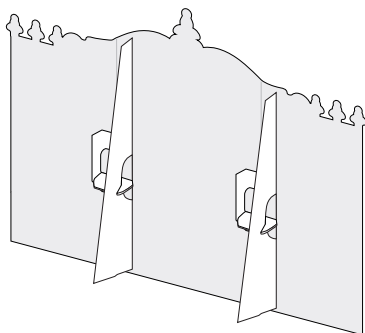
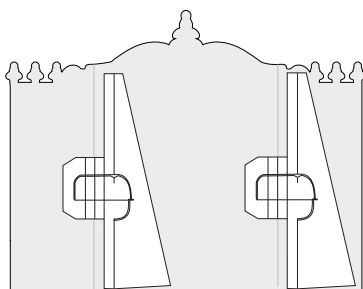



14226620 Fence Stand-Up Instructions



Simple Assembly Required:

1. Fold out the support stands on the back.
2. Fold down the cardboard notches to lock the stands into place.

Fun Party Tips

1. Place the stand-up near an entry or a buffet table to draw attention to the festivities.
2. Use as a photo prop! Supply a variety of fun novelty items for guests to use while taking pictures to remember all the fun!

Visit us on the web at OrientalTrading.com

© OTC



Share your fun!

Tag your photo with **#orientaltrading** on social media!