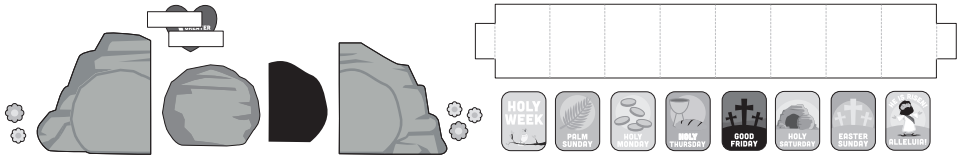


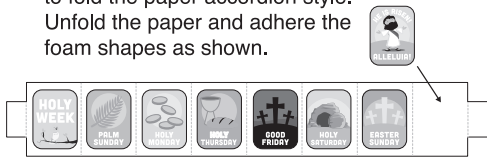
# 14207848 Holy Week Sequencing Craft Kit

## Instructions:

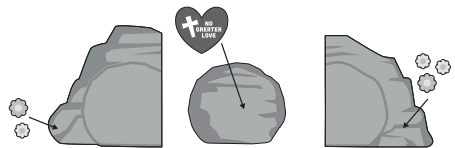
Using the picture as a guide, adhere the pieces together as shown.



1. Use the score lines as a guide to fold the paper accordion style. Unfold the paper and adhere the foam shapes as shown.



2. Adhere the pieces together as shown below.




3. Use one of the double-sided adhesive strips to adhere the paper tab to the left half of the tomb. Use the other double-sided adhesive foam strip to adhere the rock to the tomb.



4. Use the black foam shape to adhere paper tab to the right side of the tomb.

ASSEMBLED CRAFT  
SHOWN FOLDED



ASSEMBLED CRAFT  
SHOWN UNFOLDED

