


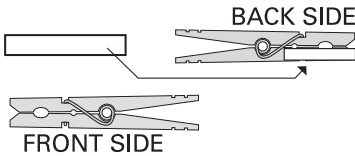
14207846 Jesus Has Risen Clothespin Craft Kit

Instructions:

Using the picture as a guide, adhere the pieces together as shown.

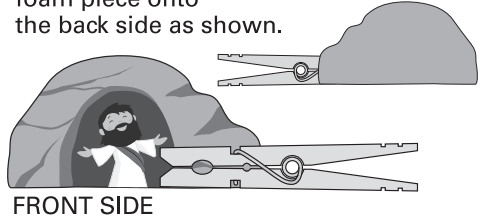


1. Adhere the longer double-sided adhesive tab to the **bottom back side** of the clothespin as shown.

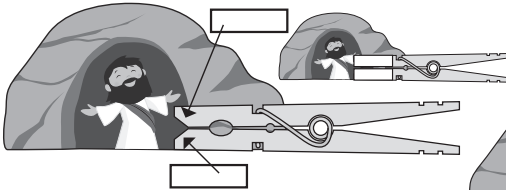


2. Adhere the tomb foam piece onto the back side as shown.

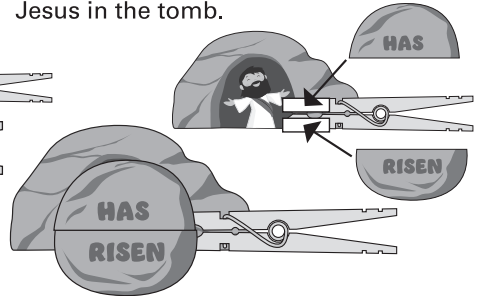
BACK SIDE



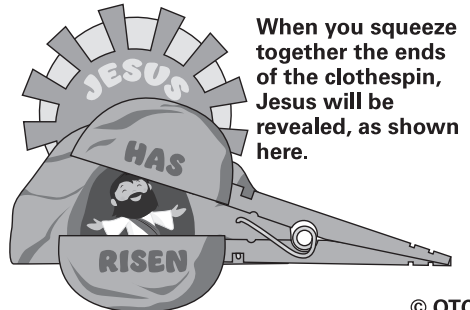
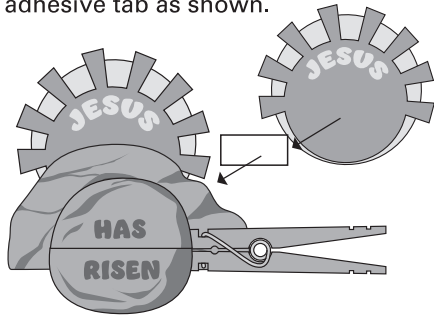
3. Adhere the two smaller double-sided adhesive tabs to the **front side ends** of the clothespin as shown.



4. Adhere the two foam pieces of the rock onto the ends of the clothespin as shown. Place them so they cover up Jesus in the tomb.



5. Adhere the sun foam piece onto the back side of the tomb with the double-sided adhesive tab as shown.



© OTC